



# CARRY THE POWER OF NAPA PROLINK VIN SCANNING IN YOUR POCKET



## SCAN

*...the VIN right from the dashboard or door panel even in total darkness—or use the manual VIN entry option right from your iPhone™ or Android™.*

## SEND


*...the decoded VIN instantly to the PROLink desktop, along with the customer or vehicle name.*


## START

*...your NAPA PROLink catalog search or begin building an estimate, looking up labor times using the Quick Labor Look-up tool.*

## ORDER

*...the parts you need from your NAPA PROLink desktop catalog.*

 **Have questions or need help loading or using the PROLink VIN Capture App?**  
Call the NAPA PROLink Support Team Monday through Saturday at 1-800-361-8977 or email us at: [napaprolink@uapinc.com](mailto:napaprolink@uapinc.com)

 **New PROLink VIN scanning** saves you time, gives you a more accurate identification of the vehicle, and improves efficiency by reducing incorrect part orders.

 **With the PROLink VIN Capture App, you'll** remotely pass the VIN from your mobile device in the parking lot directly to your NAPA PROLink Desktop.



## FAQ's

### Q. How do I get the new PROLink VIN Capture App?

A. Depending on the device you are using, go to either the Apple™ or Google Play store for Android™. Once there, enter "PROLink" into the search bar and click to begin installing it on your device. It's free.

### Q. Does the PROLink VIN Capture App fully decode the VIN?

A. Yes, the VIN is instantly decoded and displayed on your phone as well as on the PROLink Desktop on your PC in a new area called "Recently Scanned VINs." Refresh the Desktop screen by doing F5, if necessary.

### Q. After I scan a VIN, can I associate a customer or vehicle name with it?

A. Yes, a customer or vehicle name may be entered and associated with each VIN. This also appears on the PROLink Desktop.

### Q. What can I do with a VIN after it's scanned?

A. Once scanned, the VIN appears on the PROLink desktop in a new area called "Recently Scanned VIN's." From here you may view the fully decoded VIN and start a NAPA part search.

### Q. Do you need a special login and password to use the PROLink VIN Capture App?

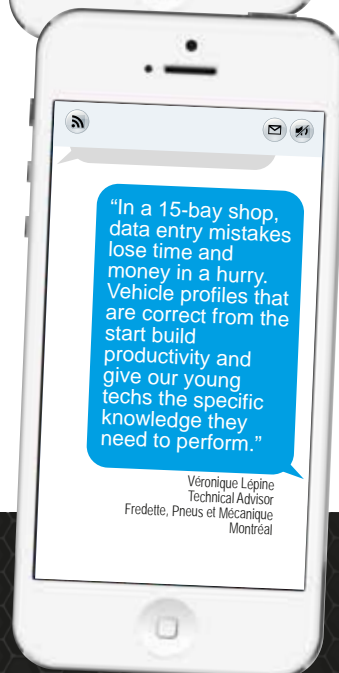
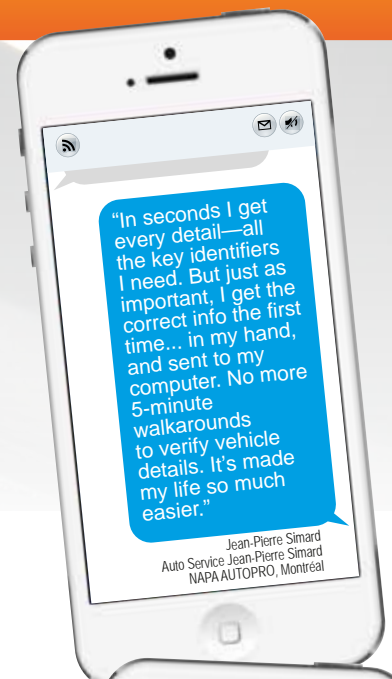
A. Yes, after loading the app on your phone, you will enter the same PROLink login and password credentials you use on your PROLink desktop to begin using the PROLink VIN scanner.

### Q. How many captured VIN's can I save on my phone?

A. There is no limit and you may delete VIN's from your phone once you are done using them.

### Q. How long does it take for a scanned VIN to appear on the PROLink desktop?

A. Scanned VIN's will appear immediately after the PROLink screen is refreshed or another PROLink option clicked.



## GETTING STARTED

Load the FREE PROLink Vin capture App for iPhone and Android phones today!

1. Visit Apple or Google Play app store.
2. Search for PROLink to find the app.
3. Click "Install" to load the app on your mobile device.
4. Login using the same login and password credentials you use for your PROLink desktop.
5. Select "Capture VIN" to scan the VIN, decode it and add customer or vehicle name.
6. Vehicle information is sent instantly to your PROLink desktop so you may begin a part search.

**Have questions? Call the NAPA PROLink Support Team Monday through Saturday at 1-800-361-8977 or email us at: [napaprolink@uapinc.com](mailto:napaprolink@uapinc.com)**